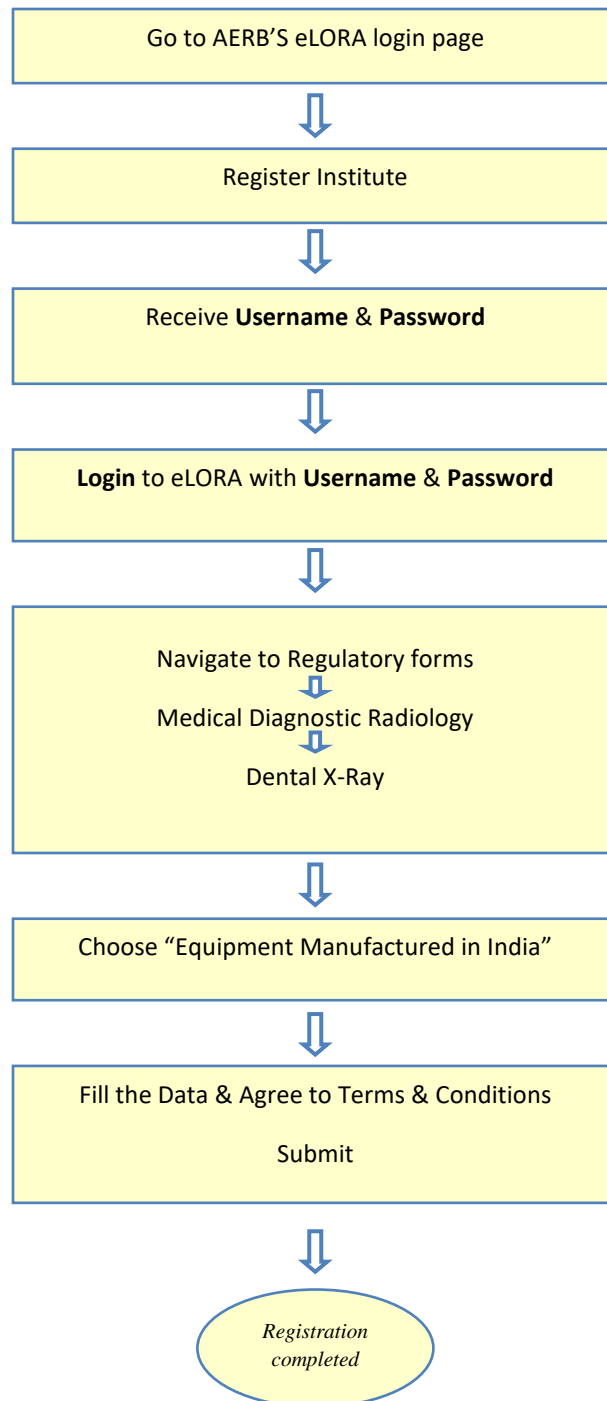


## AERB Process for Registration of ALERIO Dental X-Ray



## STEPS IN DETAIL:

1) Doctor should go to AERB's eLORA login page using a normal internet browser.

Government of India  
Atomic Energy Regulatory Board  
e-Licensing of Radiation Applications (eLORA) System

भारत सरकार AERB Website

संघीय सुरक्षा

**Guidelines**  
Guidelines for Institute Registration  
Guidelines for Radiation Professional Registration  
Licensed Diagnostic Radiology facilities in India and approved service agencies  
Type approved equipment list  
Feedback (Your feedback is valuable)

**Know Your Application Status**  
Institute Registration Application  
Radiation Professional Registration Application  
Verification of Consent/Document issued through eLORA

**Frequent Queries**  
RP/Institute registration status | Reason for non-acceptance  
Correction in e-mail id and mobile no. | Login issues | Profile/role issues | Practice issues  
Check application status | Correct submitted data  
Institute Registration | Step by step help | Raise an issue to AERB  
Registration of RP | Training Courses | Feedback  
Authorized QA/Service/Supplier for DR  
TA equipment | List of survey meter/dosimeter suppliers  
For regulatory support you may contact Help Desk No. 022-25990675 during working days between 10:00 AM - 05:00 PM [New](#)

**Login**  
 Institute  Radiation Professional  
 RSO  
Username\*  
Password\*  
Practice\* --Select One--  
Institute Role\* --Select One--  
Installation Type\* --Select One--  
Login  
Forgot / not received my password  
Forgot / not received my User Id  
Forgot/Wrong email id & mobile no

**Registration Form**  
Register Institute

[Click here for eLORA](#)

2) Select "Register Institute" and follow instructions to register the Clinic/Practice. Guidelines are available on the same website.

**Guidelines**  
Guidelines for Institute Registration  
Guidelines for Radiation Professional Registration  
Licensed Diagnostic Radiology facilities in India and approved service agencies  
Type approved equipment list  
Feedback (Your feedback is valuable)

**Know Your Application Status**  
Institute Registration Application  
Radiation Professional Registration Application  
Verification of Consent/Document issued through eLORA

**Frequent Queries**  
RP/Institute registration status | Reason for non-acceptance  
Correction in e-mail id and mobile no. | Login issues | Profile/role issues | Practice issues  
Check application status | Correct submitted data  
Institute Registration | Step by step help | Raise an issue to AERB  
Registration of RP | Training Courses | Feedback  
Authorized QA/Service/Supplier for DR  
TA equipment | List of survey meter/dosimeter suppliers  
For regulatory support you may contact Help Desk No. 022-25990675 during working days between 10:00 AM - 05:00 PM [New](#)

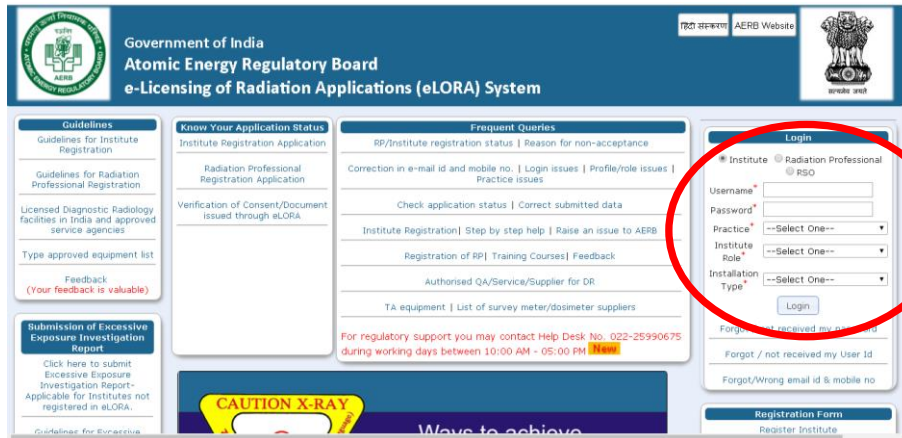
**Login**  
 Institute  Radiation Professional  
 RSO  
Username\*  
Password\*  
Practice\* --Select One--  
Institute Role\* --Select One--  
Installation Type\* --Select One--  
Login  
Forgot / not received my password  
Forgot / not received my User Id  
Wrong email id & mobile no

**Registration Form**  
Register Institute  
Register Radiation Professional (RP)  
Register Incoming Employer - after Initiation of Employer Change Process

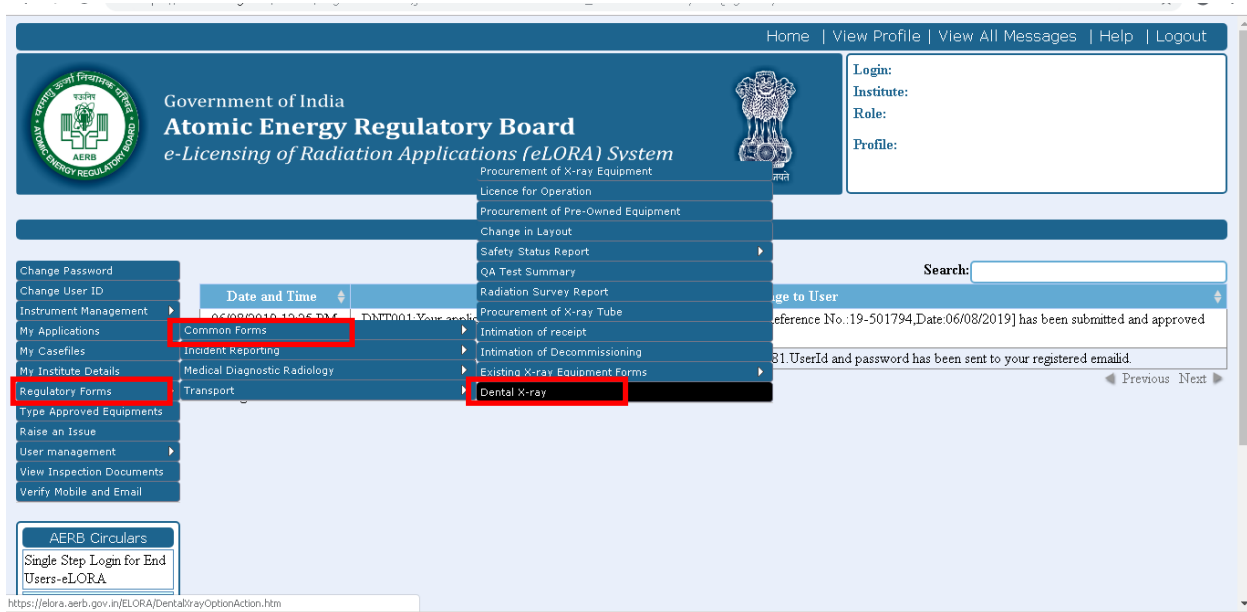
Diet/Inamer

3) Doctor will then receive the USERNAME and PASSWORD. This will be sent to the registered e-mail ID of the doctor. It will take about 10days for receiving the USERNAME from AERB.

4) Use the USERNAME and PASSWORD to login to eLORA.



5) Navigate to REGULATORY FORMS, MEDICAL DIAGNOSTIC RADIOLOGY and then to DENTAL X-RAY.



6) Select "Equipment Manufactured in India" and Proceed.

Dental X-Ray Selection

**Important Instructions**

1. All fields marked by \* are mandatory.
2. Please select from where you want to Procure Equipment.
- Please select for which you are applying for.

**I/we have procured an equipment**

Equipment Manufactured in India       Equipment Manufactured in abroad

**and applying for**

Registration for Operation of Dental Equipment (New/Existing)

PROCEED

7) Fill in the required data. Select the type and model of ALERIO x-ray. Agree to the Terms and Conditions and submit the application.

Diagnostic Radiology Application for Registration of New Indigenous Dental X-ray Equipment

Employee Details    Equipment Details    Availability of Protective Accessories and Leakage level value

Whether protective apron is available\*       Yes     No

*All fields marked by \* are mandatory*

**Radiation Safety:** As a part of radiation safety awareness for the dental X-ray equipment, it is confirmed that the dentist/dental X-ray technician has gone through the safety procedures of the equipment and understood the principles behind the operation.

The equipment used in this practice generates/emits ionizing radiation which are hazardous if not handled safely. The maximum operating parameters of the equipment shall not be modified. The software and hardware systems of the equipment will never be modified. Equipment will not be tempered for any purpose, interlocks shall not be bypassed. Any unauthorised person will not service/repair the equipment. Equipment shall be operated by person having appropriate training on radiation safety by the supplier/manufacturer. Any incident/accident involving radiation will be promptly reported to AERB. For further details on radiation safety please visit radiation facility tab in help menu ([click here](#)) in your home page after login.

For details related to updates about regulatory requirements/radiation safety aspects, AERB website [www.aerb.gov.in](http://www.aerb.gov.in) may be visited.

I/we hereby certify that I/we:

1. Have provided all the information submitted in this application is correct to the best of my knowledge and belief;
2. Have procured above dental (intra – oral) X-ray equipment from AERB authorized supplier and verified the shielding adequacy of cone (collimation) attached with the equipment; OR have procured above model of dental (OPG)/dental (CBCT) equipment from AERB authorized supplier and above equipment has been installed along with protective barrier at the operator's position in a room complying with AERB shielding requirements by the supplier;
3. Have protective apron for safe operation of dental X-ray equipment.
4. Have been handed over quality assurance (QA) test report of above dental X-ray equipment after installation by the supplier;
5. Shall comply the regulatory requirements of Atomic Energy (Radiation Protection) Rules 2004 and Safety Code No. [AERB/RF-MED/SC-3 (Rev.2),2016] and the revisions thereof;
6. Ensure that the equipment will be put into operation only after obtaining 'Registration' from the competent authority
7. Shall facilitate to authorized representative(s) of the competent authority to inspect the facility at any reasonable time;
8. Shall arrange periodic QA of dental (OPG)/dental(CBCT) equipment
9. Once in five years and at the time of its tube replacement and maintain its records;
10. Shall arrange QA of dental X-ray equipment at the time of its tube replacement and maintain its records;
11. Shall abide by the terms and conditions of 'Registration' on its receipt;
12. Ensure that declared RSO shall observe 'Duties and Responsibilities of RSO' (Refer AERB website);
13. Shall keep AERB informed about any changes in the information furnished;
14. Ensure that dental X-ray equipment shall be operated by qualified operator;

Submit    Close    Reset

8) Your ALERIO Dental X-Ray registration is complete. Download the certificate.